



Comprehension | Story Elements

COM-31 Simple Webbing

Blackline Master available
www.tpri.org

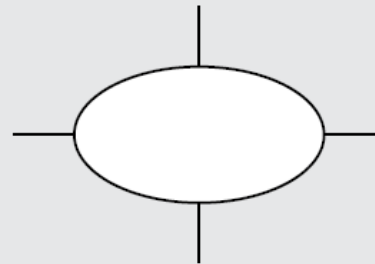
Students use a graphic organizer to understand the most important ideas and underlying structure of expository text. The process highlights how ideas are interrelated and facilitates information recall.

MATERIALS: *Expository text, simple webs, pencils/markers*

- 1 Provide text and simple webs to students.
- 2 Either independently or in pairs, students read the text selection.
- 3 Students identify the main idea of the selection and write it in the center of the web.
- 4 Students identify details about the main idea and write them on a spoke of the web.
- 5 The web is complete when all details about the main idea have been recorded.

EXAMPLE:

Simple Web



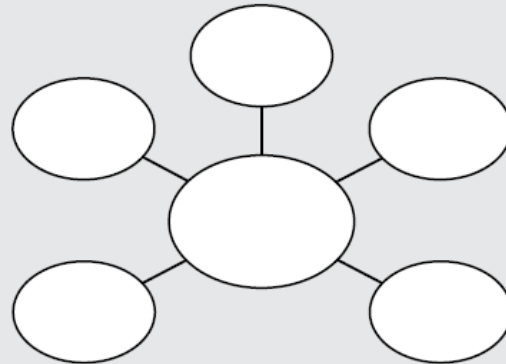
EXTENSION: Content webs are used as tools to summarize expository text.

MATERIALS: *Expository text, content webs, pencils/markers*

- 1 Either independently or in pairs, students read a text selection.
- 2 Students write the selection's topic in the center of the web.
- 3 While reading, students identify details about the main idea from each paragraph and record them in a circle connected to the topic.

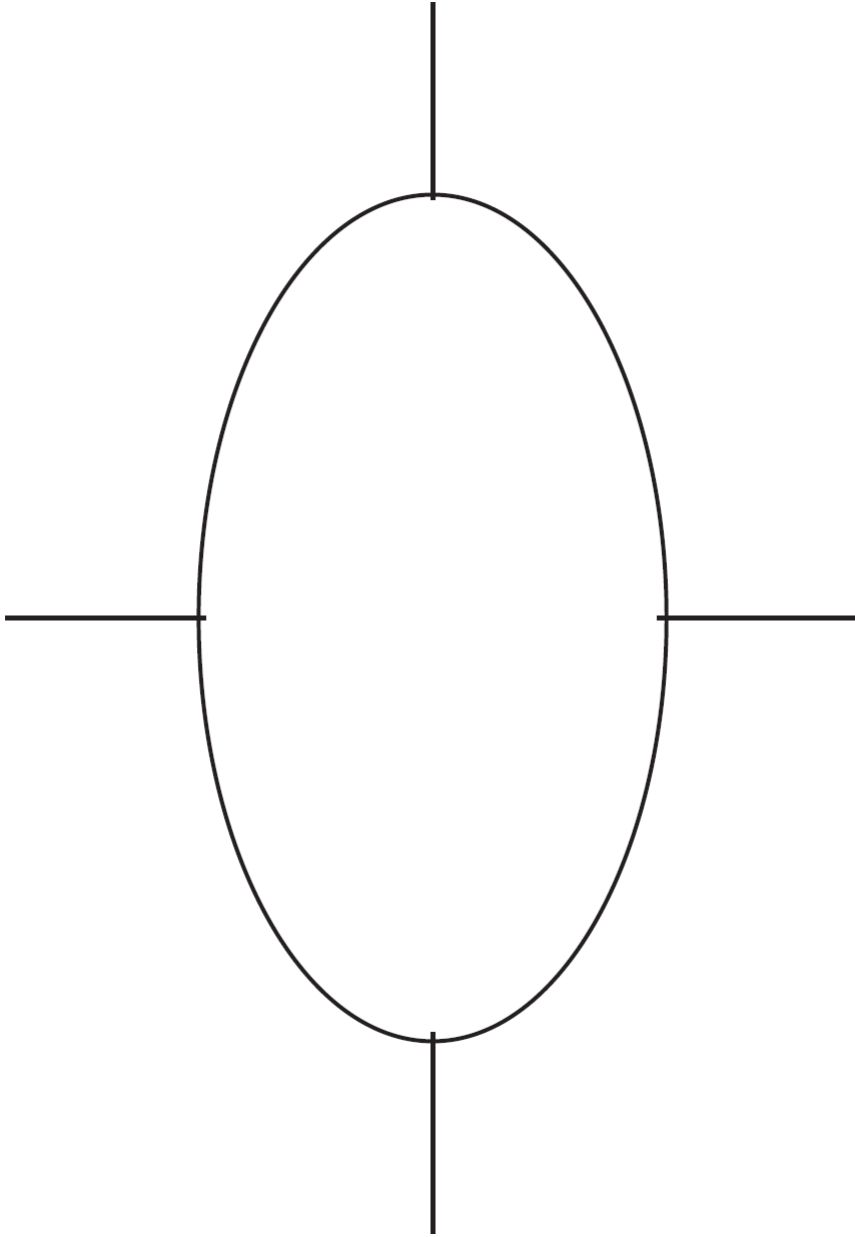
EXAMPLE:

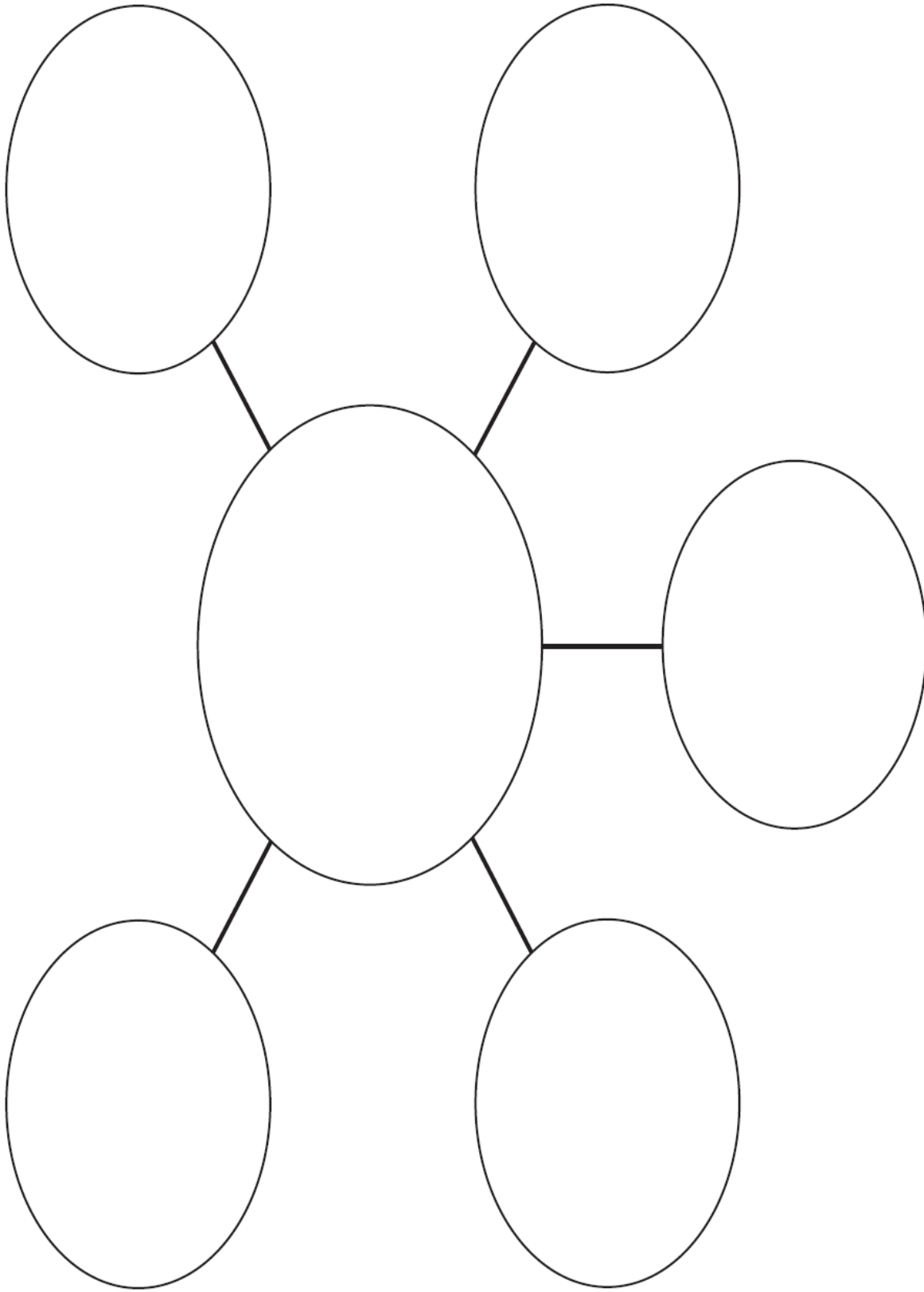
Content Web



PREPARATION OF MATERIALS: Print the Simple Web on page 2 or the Content Web on page 3. Provide students or student pairs with text and the selected web. Follow the activity directions.

Simple Web





Content Web