



Graphophonemic Knowledge | Blending: Final Consonants

GK-27 Final Blend Memory

Blackline Master available
www.tpri.org

Students play a Memory-style card game, attempting to match final blends with a picture of a word that ends with that blend.

MATERIALS: *Picture cards, index cards, marker*

- 1 Select five to 10 final consonant blends previously taught. Write one final blend per index card and find a picture card that ends with the same final blend.
- 2 Shuffle and arrange the cards face down on a table, blend cards on one side and picture cards on the other.
- 3 Students take turns turning over a blend card, pronouncing the blend, and then turning over a picture card and saying the word depicted. If the student turns over a matching blend and picture, it makes a pair and the student keeps the cards.
- 4 Play continues with each student taking one turn at a time until all cards are picked up.



PREPARATION OF MATERIALS: Print the Final Blends and the Picture Cards on different colored paper. Cut the cards apart. Follow the directions for play.

Final Blends	
mp	nk
lt	nt
nd	sk
ft	st

Picture Cards	
stump	trunk
quilt	plant
island	desk
raft	fist



More Challenging: Print Blends and Picture Cards on the same color of paper.

mp

GK-27

nk

GK-27

lt

GK-27

nt

GK-27

nd

GK-27

sk

GK-27

ft

GK-27

st


GK-27

stump



GK-27

trunk



GK-27

quilt




GK-27

plant




GK-27

island




GK-27

desk



GK-27

raft



GK-27

fist



GK-27