




PA-64

Intervention Activities Guide (IAG)



Phonemic Awareness | Phoneme Play: Phoneme Segmentation

PA-64 Segmenting Memory

Blackline Master available 
www.tpri.org

Students segment words they see on picture cards.

MATERIALS: Five to 10 pairs of identical picture cards

- 1 Create pairs of identical picture cards. Make two stacks by putting one picture from each pair into a pile.
- 2 Arrange one set of pictures face up on a table. Leave the other set in a stack.
- 3 A student draws a card from the stack and segments the picture's sounds. The student then turns over an arranged card and segments its sounds.
- 4 If the pictures match and the word is segmented correctly, the student keeps the cards.
- 5 Play continues with each student taking a turn until all pictures are matched.



PREPARATION OF MATERIALS: Print each set of Picture Cards on different colored paper. Cut the Picture Cards apart. Follow the directions for play.


Picture Cards	
cake	tree
house	truck
sun	rain
nail	fish



cake

PA-64

SET 1



tree

PA-64


SET 1



house

PA-64

SET 1



truck

PA-64

SET 1



sun

PA-64


SET 1



rain

PA-64


SET 1



nail

PA-64

SET 1



fish

PA-64


SET 1



cake

PA-64

SET 2



tree

PA-64


SET 2



house

PA-64

SET 2



truck

PA-64

SET 2



sun

PA-64


SET 2



rain

PA-64


SET 2



nail

PA-64

SET 2



fish

PA-64

SET 2