




WRI-9

Intervention Activities Guide (IAG)
Blackline Masters



Writing | Foundational Skills

WRI-9 Writing a Summary Paragraph from a Simple Web

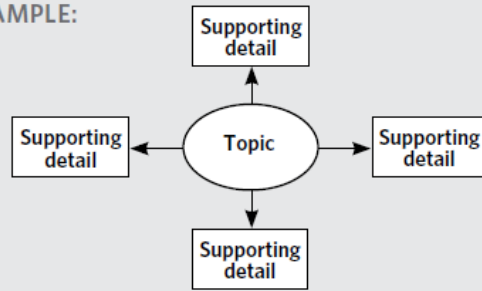
Blackline Master available 
www.tpri.org

Students write a paragraph using a web.

MATERIALS: Simple web, previously read text or section of text, self-monitoring checklist, chart paper/paper, pencils

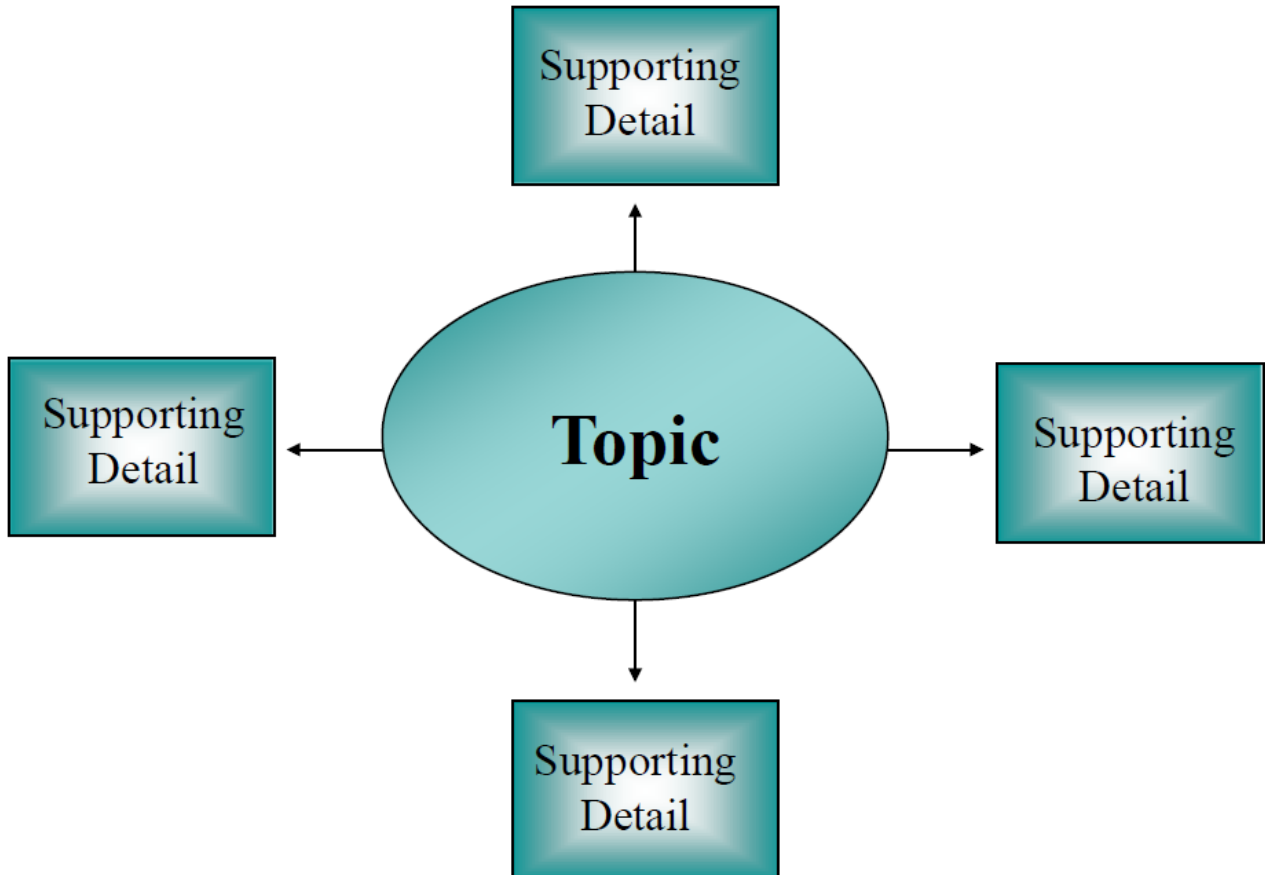
- 1 Use the same teaching process as the previous activity (WRI-8), starting with the paragraph rule:
A paragraph tells a main idea and tells more about it using details.
- 2 Model how to write a paragraph from a simple web completed during a student reading assignment.
- 3 Demonstrate how to write a topic sentence from the web.
- 4 Model and write detailed sentences for other parts of the web. Talk about each step as you model it, so students hear you think-aloud as you work through the process. While modeling how to write sentences, also model correct capitalization and punctuation.
- 5 Provide students a copy of previously read text, allowing them time to reread it.
- 6 Ask students to restate the paragraph rule.
- 7 Guide student practice by writing down their statements about the topic sentence and supporting details from the text.
- 8 Allow multiple opportunities for paragraph writing practice in groups using webs.
- 9 Provide students with a self-monitoring checklist for editing and revising their work. (see WRI-3, page 172, for a sample checklist)

EXAMPLE:



PREPARATION OF MATERIALS: Print the blank simple web. Provide each student with a graphic organizer. Follow the directions for modeling and student use.

Writing a Summary Paragraph from a Simple Web



A **simple web** lends itself to organizing expository text especially with a short reading.

The **main idea** is recorded in the center circle and **details** about that main idea are recorded in the adjoining clusters. Always introduce a graphic organizer using text familiar to students, so they can see the relationships between components of the organizer. The simple web illustrates how each detail is related to the main idea. The empty box is completed when the missing detail is located within the text. A process of elimination reveals which main idea details have not been listed.

Once students are able to complete this without scaffolded instruction they are ready to move to a more detailed content web.

Activity:

Writing a Summary Paragraph from a Simple Web

